



**mPDF Example File**

The front cover can also be produced like this:

```
/* ALTERNATIVE PHP METHOD */
$pdf->Image('clematis.jpg',0,0,210,297,'jpg','',true, false);
// the last "false" allows a full page picture

$pdf->y = 70;
$pdf->Shaded_box('mPDF Example File', 'Trebuchet', '', 28, '70%', 'DF', 3, '#FFFFFF',
'#000044', 10);
```

# CONTENTS

- HTML Markup** ..... 1
  - HTML Markup* ..... 1
  - HTML Markup ..... 1
- Hyphenation** ..... 4
- Lists** ..... 6
- Tables** ..... 8
- Forms** ..... 17
- Annotations** ..... 18
- Barcode** ..... 19



**FIGURES**

**Full size image & Barcode ..... 19**



## **TABLES**

<b>Basic table</b> .....	2
<b>Tables - general</b> .....	8
<b>Table styles</b> .....	8
<b>Lists in a table</b> .....	10
<b>Automatic column width</b> .....	10
<b>Column span</b> .....	10
<b>Header rows</b> .....	10
<b>Autosizing tables</b> .....	11
<b>Rotated table</b> .....	13
<b>Rotated text in table</b> .....	14
<b>Nested tables</b> .....	15



# (H1) mPDF

## (H2) Section 1

### (H3) HTML Markup

#### Heading 4

#### Heading 5

#### Heading 6

P: Nulla felis erat, imperdiet eu, ullamcorper non, nonummy quis, elit. Suspendisse potenti. Ut a eros at ligula vehicula pretium. Maecenas feugiat pede vel risus. Nulla et lectus. Fusce eleifend neque sit amet erat. Integer consetetuer nulla non orci. Morbi feugiat pulvinar dolor. Cras odio. Donec mattis, nisi id euismod auctor, neque metus pellentesque risus, at eleifend lacus sapien et risus. Phasellus metus. Phasellus feugiat, lectus ac aliquam molestie, leo lacus tincidunt turpis, vel aliquam quam odio et sapien. Mauris ante pede, auctor ac, suscipit quis, malesuada sed, nulla. Integer sit amet odio sit amet lectus luctus euismod. Donec et nulla. Sed quis orci.

---

DIV: Proin aliquet lorem id felis. Curabitur vel libero at mauris nonummy tincidunt. Donec imperdiet. Vestibulum sem sem, lacinia vel, molestie et, laoreet eget, urna. Curabitur viverra faucibus pede. Morbi lobortis. Donec dapibus. Donec tempus. Ut arcu enim, rhoncus ac, venenatis eu, porttitor mollis, dui. Sed vitae risus. In elementum sem placerat dui. Nam tristique eros in nisl. Nulla cursus sapien non quam porta porttitor. Quisque dictum ipsum ornare tortor. Fusce ornare tempus enim.

DIV: Proin aliquet lorem id felis. Curabitur vel libero at mauris nonummy tincidunt. Donec imperdiet. Vestibulum sem sem, lacinia vel, molestie et, laoreet eget, urna. Curabitur viverra faucibus pede. Morbi lobortis. Donec dapibus. Donec tempus. Ut arcu enim, rhoncus ac, venenatis eu, porttitor mollis, dui. Sed vitae risus. In elementum sem placerat dui. Nam tristique eros in nisl. Nulla cursus sapien non quam porta porttitor. Quisque dictum ipsum ornare tortor. Fusce ornare tempus enim.

Blockquote: Maecenas arcu justo, malesuada eu, dapibus ac, adipiscing vitae, turpis. Fusce mollis. Aliquam egestas. In purus dolor, facilisis at, fermentum nec, molestie et, metus. Maecenas arcu justo, malesuada eu, dapibus ac, adipiscing vitae, turpis. Fusce mollis. Aliquam egestas. In purus dolor, facilisis at, fermentum nec, molestie et, metus.

*Address: Vestibulum feugiat, orci at imperdiet tincidunt, mauris erat facilisis urna, sagittis ultricies dui nisl et lectus. Sed lacinia, lectus vitae dictum sodales, elit ipsum ultrices orci, non euismod arcu diam non metus.*

PRE: Cum sociis natoque penatibus et magnis dis parturient montes, nascetur ridiculus mus. In suscipit turpis vitae odio. Integer convallis dui at metus. Fusce magna. Sed sed lectus vitae enim tempor cursus. Cras sed, posuere et, urna. Quisque ut leo. Aliquam interdum hendrerit tortor. Vestibulum elit. Vestibulum et arcu at diam mattis commodo. Nam ipsum sem, ultricies at, rutrum sit amet, posuere nec, velit. Sed molestie mollis dui.

[Hyperlink \(<a>\)](#)

Styles - tt(teletype) *italic* **bold** big small *emphasis* **strong**

new lines

code sample keyboard *variable* *citation* abbr. **ACRONYM** <sup>sup</sup> ~~strike~~ ~~strike-s~~ underline ~~delete~~ insert *To be or not to be* font changing face, size and color

## Paragraph using the in-line style to determine the font-size (15pt) and colour

### Testing BIG, SMALL, UNDERLINE, STRIKETHROUGH, FONT color, ACRONYM, SUPERSCRIP and SUBSCRIPT

This is ~~strikethrough~~ in **block** and small ~~strikethrough~~ in *small span* and big ~~strikethrough~~ in big span and then underline and ~~strikethrough and~~<sup>sup</sup> but out of span again but **blue** font and **ACRONYM** text

This is a **green reference**<sup>32-47</sup> and underlined reference<sup>32-47</sup> then reference<sub>32-47</sub> and underlined reference<sub>32-47</sub> then ~~Strikethrough reference~~<sup>32-47</sup> and ~~strikethrough reference~~<sub>32-47</sub>

Repeated in **BIG**: This is reference<sup>32-47</sup> and underlined reference<sup>32-47</sup> then reference<sub>32-47</sub> and underlined reference<sub>32-47</sub> but out of span again but **blue** font and **ACRONYM** text

Repeated in small: This is reference<sup>32-47</sup> and underlined reference<sup>32-47</sup> then reference<sub>32-47</sub> and underlined reference<sub>32-47</sub> but out of span again but **blue** font and **ACRONYM** text

The above repeated, but starting with a paragraph with font-size specified (7pt)

This is ~~strikethrough~~ in block and small ~~strikethrough~~ in small span and then underline but out of span again but **blue** font and **ACRONYM** text

This is ~~strikethrough~~ in block and big ~~strikethrough~~ in big span and then underline but out of span again but **blue** font and **ACRONYM** text

This is reference<sup>32-47</sup> and underlined reference<sup>32-47</sup> then reference<sub>32-47</sub> and underlined reference<sub>32-47</sub> then ~~Strikethrough reference~~<sup>32-47</sup> and ~~strikethrough reference~~<sub>32-47</sub>

This tests underline and ~~strikethrough~~ when they are ~~used together~~ as they both use text-decoration

Repeated in small: This is reference<sup>32-47</sup> and underlined reference<sup>32-47</sup> then reference<sub>32-47</sub> and underlined reference<sub>32-47</sub> but out of span again but **blue** font and **ACRONYM** text

Repeated in BIG but with font-size set to 7pt by in-line css: This is reference<sup>32-47</sup> and underlined reference<sup>32-47</sup> then reference<sub>32-47</sub> and underlined reference<sub>32-47</sub> but out of span again but **blue** font and **ACRONYM** text

- 1) Item **1**
- 2) Item 2<sup>32</sup>
- 3) Item 3
- 4) Praesent pharetra nulla in turpis. Sed ipsum nulla, sodales nec, vulputate in, scelerisque vitae, magna. Sed egestas justo nec ipsum. Nulla facilisi. Praesent sit amet pede quis metus aliquet vulputate. Donec luctus. Cras euismod tellus vel leo.
  - Praesent pharetra nulla in turpis. Sed ipsum nulla, sodales nec, vulputate in, scelerisque vitae, magna. Sed egestas justo nec ipsum. Nulla facilisi. Praesent sit amet pede quis metus aliquet vulputate. Donec luctus. Cras euismod tellus vel leo.
  - Subitem 2
    - Level 3 subitem
- 5) Item 5

Sed bibendum. Nunc eleifend ornare velit. Sed consectetur urna in erat. Class aptent taciti sociosqu ad litora torquent per conubia nostra, per inceptos hymenaeos. Mauris sodales semper metus. Maecenas justo libero, pretium at, malesuada eu, mollis et, arcu. Ut suscipit pede in nulla. Praesent elementum, dolor ac fringilla posuere, elit libero rutrum massa, vel tincidunt dui tellus a ante. Sed aliquet euismod dolor. Vestibulum sed dui. Duis lobortis hendrerit quam. Donec tempus orci ut libero. Pellentesque suscipit malesuada nisi.

<b>Data</b>	<b>Data</b>	<b>Data</b>	<b>Data 2nd line</b>
<b>More Data</b>	More Data	More Data	Data 2nd line
<b>Data</b>	Data	Data	Data 2nd line
<b>Data</b>	Data	Data	Data 2nd line

This paragraph has border-radius and background-gradient set. Minimum padding is recommended as 1/3rd of the border-radius. Or can use `$mpdf->autoPadding`.

Sed bibendum. Nunc eleifend ornare velit. Sed consetetur urna in erat. Class aptent taciti sociosqu ad litora torquent per conubia nostra, per inceptos hymenaeos. Mauris sodales semper metus. Maecenas justo libero, pretium at, malesuada eu, mollis et, arcu. Ut suscipit pede in nulla. Praesent elementum, dolor ac fringilla posuere, elit libero rutrum massa, vel tincidunt dui tellus a ante. Sed aliquet euismod dolor. Vestibulum sed dui. Duis lobortis hendrerit quam. Donec tempus orci ut libero. Pellentesque suscipit malesuada nisi.

## Hyphenation

### Little Women - Chapter One - Playing Pilgrims

Christmas won't be Christmas without any presents, grumbled Jo, lying on the rug.

It's so dreadful to be poor! sighed Meg, looking down at her old dress.

I don't think it's fair for some girls to have plenty of pretty things, and other girls nothing at all, added little Amy, with an injured sniff.

We've got Father and Mother, and each other, said Beth contentedly from her corner.

The four young faces on which the firelight shone brightened at the cheerful words, but darkened again as Jo said sadly, We haven't got Father, and shall not have him for a long time. She didn't say perhaps never, but each silently added it, thinking of Father far away, where the fighting was.

Nobody spoke for a minute; then Meg said in an altered tone, You know the reason Mother proposed not having any presents this Christmas was because it is going to be a hard winter for everyone; and she thinks we ought not to spend money for pleasure, when our men are suffering so in the army. We can't do much, but we can

make our little sacrifices, and ought to do it gladly. But I am afraid I don't. And Meg shook her head, as she thought regretfully of all the pretty things she wanted.

But I don't think the little we should spend would do any good. We've each got a dollar, and the army wouldn't be much helped by our giving that. I agree not to expect anything from Mother or you, but I do want to buy *UNDINE AND SINTRAM* for myself. I've wanted it so long, said Jo, who was a bookworm.

I planned to spend mine in new music, said Beth, with a little sigh, which no one heard but the hearth brush and kettle holder.

I shall get a nice box of Faber's drawing pencils. I really need them, said Amy decidedly.

Mother didn't say anything about our money, and she won't wish us to give up everything. Let's each buy what we want, and have a little fun. I'm sure we work hard enough to earn it, cried Jo, examining the heels of her shoes in a gentlemanly manner. I know I do—teaching

those tiresome children nearly all day, when I'm longing to enjoy myself at home, began Meg, in the complaining tone again.

You don't have half such a hard time as I do, said Jo. How would you like to be shut up for hours with a nervous, fussy old lady, who keeps you trotting, is never satisfied, and worries you till you're ready to fly out the window or cry?

It's naughty to fret, but I do think washing dishes and keeping things tidy is the worst work in the world. It makes me cross, and my hands get so stiff, I can't practice well at all. And Beth looked at her rough hands with a sigh that any one could hear that time.

I don't believe any of you suffer as I do, cried Amy, for you don't have to go to school with impertinent girls, who plague you if you don't know your lessons, and laugh at your dresses, and label your father if he isn't rich, and insult you when your nose isn't nice.

If you mean libel, I'd say so, and not talk about labels, as if Papa was a pickle bottle, advised Jo, laughing.

I know what I mean, and you needn't be satirical about it. It's proper to use good words, and improve your vocabulary, returned Amy, with dignity.

Don't peck at one another, children. Don't you wish we had the money Papa lost when we were little, Jo? Dear me! How happy and good we'd be, if we had no worries! said Meg, who could remember better times.

You said the other day you thought we were a deal happier than the King children, for they were fighting and fretting all the time, in spite of their money.

So I did, Beth. Well, I think we are. For though we do have to work, we make fun of ourselves, and are a pretty jolly set, as Jo would say.

Jo does use such slang words! observed Amy, with a reproving look at the long figure stretched on the rug. Jo immediately sat up, put her hands in her pockets, and began to whistle.

Don't, Jo. It's so boyish!

That's why I do it.

I detest rude, unladylike girls!

I hate affected, niminy-piminy chits!

Birds in their little nests agree, sang Beth, the peacemaker, with such a funny face that both sharp voices softened to a laugh, and the pecking ended for that time.

Really, girls, you are both to be blamed, said Meg, beginning to lecture in her elder-sisterly fashion. You are old enough to leave off boyish tricks, and to behave better, Josephine. It didn't matter so much when you were a little girl, but now you are so tall, and turn up your hair, you should remember that you are a young lady.

I'm not! And if turning up my hair makes me one, I'll wear it in two tails till I'm twenty, cried Jo, pulling off her net, and shaking down a chestnut mane. I hate to think I've got to grow up, and be Miss March, and wear long gowns, and look as prim as a China Aster! It's bad enough to be a girl, anyway, when I like boy's games and work and manners! I can't get over my disappointment in not being a boy. And it's worse than ever now, for I'm dying to go and fight with Papa. And I can only stay home

and knit, like a poky old woman!

And Jo shook the blue army sock till the needles rattled like castanets, and her ball bounded across the room.

Poor Jo! It's too bad, but it can't be helped. So you must try to be contented with making your name boyish, and playing brother to us girls, said Beth, stroking the rough head with a hand that all the dish washing and dusting in the world could not make ungentle in its touch. As for you, Amy, continued Meg, you are altogether to

particular and prim. Your airs are funny now, but you'll grow up an affected little goose, if you don't take care. I like your nice manners and refined ways of speaking, when you don't try to be elegant. But your absurd words are as bad as Jo's slang.

If Jo is a tomboy and Amy a goose, what am I, please? asked Beth, ready to share the lecture.

You're a dear, and nothing else, answered Meg warmly, and no one contradicted her, for the 'Mouse' was the pet of the family.

## Lists

- I) Text here lorem ipsum ibisque totum.
- II) Text here lorem ipsum ibisque totum.
- III) Text here lorem ipsum ibisque totum.
- IV) Text here lorem ipsum ibisque totum. Text here lorem ipsum ibisque totum. Text here lorem ipsum ibisque totum. Text here lorem ipsum ibisque totum. Text here lorem ipsum ibisque totum.
- V) Text here lorem ipsum ibisque totum.
- VI) Text here lorem ipsum ibisque totum.

**1) Text here lorem ipsum ibisque totum.**

**2)** Text here lorem ipsum ibisque totum.

3) Text here lorem ipsum ibisque totum.

**4) Text here lorem ipsum ibisque totum.**

**5) Text here lorem ipsum ibisque totum.**

6) Text here lorem ipsum ibisque totum.

A) Big text indent 25mm: Text here lorem ipsum ibisque totum.

B) Text here lorem ipsum ibisque totum.

C) Text here lorem ipsum ibisque totum.

a) Text here lorem ipsum ibisque totum.

b) Text here lorem ipsum ibisque totum.

c) Text here lorem ipsum ibisque totum.

d) Text here lorem ipsum ibisque totum.

e) Text here lorem ipsum ibisque totum.

- Text here lorem ipsum ibisque totum.

- Text here lorem ipsum ibisque totum.

- Text here lorem ipsum ibisque totum.

- Text here lorem ipsum ibisque totum.

- Text here lorem ipsum ibisque totum.

f) Text here lorem ipsum ibisque totum.

g) Text here lorem ipsum ibisque totum.

h) Text here lorem ipsum ibisque totum.

i) Text here lorem ipsum ibisque totum.

D) Text here lorem ipsum ibisque totum.

**7) Text here lorem ipsum ibisque totum.**

**8) Text here lorem ipsum ibisque totum.**

**9) Text here lorem ipsum ibisque totum.**

**10) Text here lorem ipsum ibisque totum.**

VII) Text here lorem ipsum ibisque totum.

VIII) Text here lorem ipsum ibisque totum.

A) Big text indent 25mm: Text here lorem ipsum ibisque totum.

B) Text here lorem ipsum ibisque totum.

- C) Text here lorem ipsum ibisque totum.
  - a) Text here lorem ipsum ibisque totum.
  - b) Text here lorem ipsum ibisque totum.
  - c) Text here lorem ipsum ibisque totum.
  - d) Text here lorem ipsum ibisque totum.
    - Text here lorem ipsum ibisque totum.
    - Text here lorem ipsum ibisque totum.
    - Text here lorem ipsum ibisque totum.
    - Text here lorem ipsum ibisque totum.
    - Text here lorem ipsum ibisque totum.
  - e) Text here lorem ipsum ibisque totum.
  - f) Text here lorem ipsum ibisque totum.
  - g) Text here lorem ipsum ibisque totum.
    - 1) No class specified. Text here lorem ipsum ibisque totum.
    - 2) Text here lorem ipsum ibisque totum.
    - 3) Text here lorem ipsum ibisque totum.
    - 4) Text here lorem ipsum ibisque totum.
    - 5) Text here lorem ipsum ibisque totum.
- IX) Text here lorem ipsum ibisque totum.
- X) Text here lorem ipsum ibisque totum.
- XI) Text here lorem ipsum ibisque totum.
- XII) Text here lorem ipsum ibisque totum.
- XIII) Text here lorem ipsum ibisque totum.
- XIV) Text here lorem ipsum ibisque totum.
- XV) Text here lorem ipsum ibisque totum.

## Tables

mPDF supports all in-line properties inside tables.

Row 1	This is data	This is data
Row 2	<p>This is data p This is data out of p</p> <p><b>This is bold data p</b></p> <p><b>This is bold data out of p</b> This is normal data after br</p> <p><b>Heading 3 inside a table</b> Text here lorem <i>ipsum</i> ibisque totum.<sup>32</sup></p> <p>This is data div This is data out of div <b>This is data div (bold)</b> This is data out of div</p>	Also data

This table has padding-top and -bottom set to 3mm i.e. padding within the cells. Also background-, border colour and style, font family and size are set by in-line css.

Row 1	This is data	This is data
Row 2	This is data p	More data
Row 3	This is long data	This is data

## Tables

The style sheet used for these examples shows some of the table styles I use on my website. The property 'topntail' defined by a border-type definition e.g. "1px solid #880000" puts a border at the top and bottom of the table, and also below a header row (thead) if defined. Note also that <thead> will automatically turn on the header-repeat i.e. reproduce the header row at the top of each page.

bpmTopic Class

Row 1	This is data	This is data
Row 2	This is data p	More data
Row 3	This is long data	This is data
Row 4 <td> cell	This is data	This is data
Row 5	Also data	Also data
Row 6	Also data	Also data
Row 7	Also data	Also data
Row 8	Also data	Also data

bpmTopicC Class (centered) Odd and Even rows

Col/Row Header	Second column header p	Third column header
<b>Row header 1</b>	This is data	This is data
<b>Row header 2</b>	This is data p	This is data
<b>Row header 3</b>	This is long data	This is data
<b>Row header 4</b>	This is data	This is data
<b>&lt;th&gt; cell acting as header</b>		

Col/Row Header	Second column header p	Third column header
Row header 5	Also data	Also data
Row header 6	Also data	Also data
Row header 7	Also data	Also data
Row header 8	Also data	Also data

bpmTopnTail Class

Row 1	This is data	This is data
Row 2	This is data p	This is data
Row 3	This is long data	This is data
Row 4 <td> cell	This is data	This is data
Row 5	Also data	Also data
Row 6	Also data	Also data
Row 7	Also data	Also data
Row 8	Also data	Also data

bpmTopnTailC Class (centered) Odd and Even rows

Col/Row Header	Second column header p	Third column header
Row header 1	This is data	This is data
Row header 2	This is data p	This is data
Row header 3	This is long data	This is data
Row header 4 <th> cell acting as header	This is data	This is data
Row header 5	Also data	Also data
Row header 6	Also data	Also data
Row header 7	Also data	Also data
Row header 8	Also data	Also data

TopnTail Class

Col and Row Header	Second column	Top right align
Row header 1 p	This is data	This is data
Row header 2	<b>Bottom right align</b>	This is data. Can use <b>bold</b> <i>italic</i> <sub>sub</sub> or <sup>sup</sup> text
<b>Bottom right align</b>	This is data. This cell uses Cell Styles to set the borders. All borders are collapsible in mPDF.	This is data
Row header 4	This is data p	More data
Row header 5	Also data merged and centered	

## Lists in a Table

Col and Row Header	Second column	Top right align
Row header 1 p	This is data	This is data
Row header 2	1) Item 1 2) Item 2 1) Subitem of ordered list 2) Subitem 2 1) Level 3 subitem 2) Level 3 subitem 3) Item 3 4) Another Item 5) Subitem 1) Level 3 subitem 6) Another Item	Unordered list: • Item 1 • Item 2 ◦ Subitem of unordered list ◦ Subitem 2 ■ Level 3 subitem ■ Level 3 subitem ■ Level 3 subitem • Item 3

## Automatic Column Width

Causes	Nulla felis erat, imperdiet eu, ullamcorper non, nonummy quis, elit. Ut a eros at ligula vehicula pretium; maecenas feugiat pede vel risus. Suspendisse potenti	
Mechanisms	Ut magna ipsum, tempus in, condimentum at, rutrum et, nisl. Vestibulum interdum luctus sapien. Quisque viverra. Etiam id libero at magna pellentesque aliquet. Nulla sit amet ipsum id enim tempus dictum. Maecenas consectetuer eros quis massa. Mauris semper velit vehicula purus. Duis lacus. Aenean pretium consectetuer mauris. Ut purus sem, consequat ut, fermentum sit amet, ornare sit amet, ipsum. Donec non nunc. Maecenas fringilla. Curabitur libero. In dui massa, malesuada sit amet, hendrerit vitae, viverra nec, tortor. Donec varius. Ut ut dolor et tellus adipiscing adipiscing.	

## Column span

Causes	Nulla felis erat, imperdiet eu, ullamcorper non, nonummy quis, elit. Ut a eros at ligula vehicula pretium; maecenas feugiat pede vel risus. Suspendisse potenti	
Mechanisms	Fusce eleifend neque sit amet erat. Donec mattis, nisi id euismod auctor, neque metus pellentesque risus, at eleifend lacus sapien et risus.	Mauris ante pede, auctor ac, suscipit quis, malesuada sed, nulla. Phasellus feugiat, lectus ac aliquam molestie, leo lacus tincidunt turpis, vel aliquam quam odio et sapien.

## Header & Footer Rows

A table using a header or footer row should repeat the header/footer row across pages:

bpmTopicC Class

Col and Row Header	Second column header	Third column header
Row header 1	This is data	This is data
Row header 2	This is data	This is data
Row header 3	This is data	This is data
Row header 4	This is data	This is data
Row header 5	Also data	Also data
Row header 6	Also data	Also data
Row header 7	Also data	Also data
Col and Row Footer	Second column footer	Third column footer



Periodic Table

1A	2A	3B	4B	5B	6B	7B	8B	8B	8B	1B	2B	3A	4A	5A	6A	7A	8A
H																	He
Li	Be											B	C	N	O	F	Ne
Na	Mg											Al	Si	P	S	Cl	Ar
K	Ca	Sc	Ti	V	Cr	Mn	Fe	Co	Ni	Cu	Zn	Ga	Ge	As	Se	Br	Kr
Rb	Sr	Y	Zr	Nb	Mo	Tc	Ru	Rh	Pd	Ag	Cd	In	Sn	Sb	Te	I	Xe
Cs	Ba	La	Hf	Ta	W	Re	Os	Ir	Pt	Au	Hg	Tl	Pb	Bi	Po	At	Rn
Fr	Ra	Ac															
			Ce	Pr	Nd	Pm	Sm	Eu	Gd	Tb	Dy	Ho	Er	Tm	Yb	Lu	
			Th	Pa	U	Np	Pu	Am	Cm	Bk	Cf	Es	Fm	Md	No	Lr	



Rotated text in Tables

Periodic Table




Element type 1A Second line		Element type longer 2A		Element type 3B		Element type 4B		Element type 5B		Element type 6B		7B		8B		Element type 8B R		8B		Element type 1B		2B		Element type 3A		Element type 4A		Element type 5A		Element type 6A		7A		Element type 8A		
H																																				He
Li	Be																						B	C	N	O	F								Ne	
Na	Mg																						Al	Si	P	S	Cl								Ar	
K	Ca	Sc	Ti	Va	Cr	Mn	Fe	Co	Ni	Cu	Zn	Ga	Ge	As	Se	Br																			Kr	
Rb	Sr	Y	Zr	Nb	Mo	Tc	Ru	Rh	Pd	Ag	Cd	In	Sn	Sb	Te	I																			Xe	
Cs	Ba	La	Hf	Ta	W	Re	Os	Ir	Pt	Au	Hg	Tl	Pb	Bi	Po	At																			Rn	
Fr	Ra	Ac																																		
			Ce	Pr	Nd	Pm	Sm	Eu	Gd	Tb	Dy	Ho	Er	Tm	Yb	Lu																				
			Th	Pa	U	Np	Pu	Am	Cm	Bk	Cf	Es	Fm	Md	No	Lr																				

Nested Tables

Text before table

This is data	<table border="1"> <tr><td>Row A</td><td>A2</td><td>A3</td></tr> <tr><td>Row B</td><td>B2</td><td>B3</td></tr> <tr><td>Row C</td><td>C2</td><td> <p>Nulla felis erat, imperdiet eu, ullamcorper non, nonummy quis, elit. Suspendisse potenti. Ut a eros at ligula vehicula pretium. Maecenas feugiat pede vel risus. Nulla et lectus. Fusce eleifend neque sit amet erat. Integer consectetur nulla non orci. Morbi feugiat pulvinar dolor. Cras odio. Donec mattis, nisi id euismod auctor, neque metus pellentesque risus, at eleifend lacus sapien et risus. Phasellus metus. Phasellus feugiat, lectus ac aliquam molestie, leo lacus tincidunt turpis, vel aliquam quam odio et sapien. Mauris ante pede, auctor ac, suscipit quis, malesuada sed, nulla. Integer sit amet odio sit amet lectus luctus euismod. Donec et nulla. Sed quis orci.</p> </td></tr> <tr><td>Row D</td><td>D2</td><td>D3</td></tr> </table>	Row A	A2	A3	Row B	B2	B3	Row C	C2	<p>Nulla felis erat, imperdiet eu, ullamcorper non, nonummy quis, elit. Suspendisse potenti. Ut a eros at ligula vehicula pretium. Maecenas feugiat pede vel risus. Nulla et lectus. Fusce eleifend neque sit amet erat. Integer consectetur nulla non orci. Morbi feugiat pulvinar dolor. Cras odio. Donec mattis, nisi id euismod auctor, neque metus pellentesque risus, at eleifend lacus sapien et risus. Phasellus metus. Phasellus feugiat, lectus ac aliquam molestie, leo lacus tincidunt turpis, vel aliquam quam odio et sapien. Mauris ante pede, auctor ac, suscipit quis, malesuada sed, nulla. Integer sit amet odio sit amet lectus luctus euismod. Donec et nulla. Sed quis orci.</p>	Row D	D2	D3	This is data
Row A	A2	A3												
Row B	B2	B3												
Row C	C2	<p>Nulla felis erat, imperdiet eu, ullamcorper non, nonummy quis, elit. Suspendisse potenti. Ut a eros at ligula vehicula pretium. Maecenas feugiat pede vel risus. Nulla et lectus. Fusce eleifend neque sit amet erat. Integer consectetur nulla non orci. Morbi feugiat pulvinar dolor. Cras odio. Donec mattis, nisi id euismod auctor, neque metus pellentesque risus, at eleifend lacus sapien et risus. Phasellus metus. Phasellus feugiat, lectus ac aliquam molestie, leo lacus tincidunt turpis, vel aliquam quam odio et sapien. Mauris ante pede, auctor ac, suscipit quis, malesuada sed, nulla. Integer sit amet odio sit amet lectus luctus euismod. Donec et nulla. Sed quis orci.</p>												
Row D	D2	D3												
This is data	<table border="1"> <tr><td>Row A</td><td>A2</td><td>A3</td></tr> <tr><td>Row B</td><td>B2</td><td>B3</td></tr> <tr><td>Row C</td><td>C2</td><td> <p>Nulla felis erat, imperdiet eu, ullamcorper non, nonummy quis, elit. Suspendisse potenti. Ut a eros at ligula vehicula pretium. Maecenas feugiat pede vel risus. Nulla et lectus. Fusce eleifend neque sit amet erat. Integer consectetur nulla non orci. Morbi feugiat pulvinar dolor. Cras odio. Donec mattis, nisi id euismod auctor, neque metus pellentesque risus, at eleifend lacus sapien et risus. Phasellus metus. Phasellus feugiat, lectus ac aliquam molestie, leo lacus tincidunt turpis, vel aliquam quam odio et sapien. Mauris ante pede, auctor ac, suscipit quis, malesuada sed, nulla. Integer sit amet odio sit amet lectus luctus euismod. Donec et nulla. Sed quis orci.</p> </td></tr> <tr><td>Row D</td><td>D2</td><td>D3</td></tr> </table>	Row A	A2	A3	Row B	B2	B3	Row C	C2	<p>Nulla felis erat, imperdiet eu, ullamcorper non, nonummy quis, elit. Suspendisse potenti. Ut a eros at ligula vehicula pretium. Maecenas feugiat pede vel risus. Nulla et lectus. Fusce eleifend neque sit amet erat. Integer consectetur nulla non orci. Morbi feugiat pulvinar dolor. Cras odio. Donec mattis, nisi id euismod auctor, neque metus pellentesque risus, at eleifend lacus sapien et risus. Phasellus metus. Phasellus feugiat, lectus ac aliquam molestie, leo lacus tincidunt turpis, vel aliquam quam odio et sapien. Mauris ante pede, auctor ac, suscipit quis, malesuada sed, nulla. Integer sit amet odio sit amet lectus luctus euismod. Donec et nulla. Sed quis orci.</p>	Row D	D2	D3	This is data
Row A	A2	A3												
Row B	B2	B3												
Row C	C2	<p>Nulla felis erat, imperdiet eu, ullamcorper non, nonummy quis, elit. Suspendisse potenti. Ut a eros at ligula vehicula pretium. Maecenas feugiat pede vel risus. Nulla et lectus. Fusce eleifend neque sit amet erat. Integer consectetur nulla non orci. Morbi feugiat pulvinar dolor. Cras odio. Donec mattis, nisi id euismod auctor, neque metus pellentesque risus, at eleifend lacus sapien et risus. Phasellus metus. Phasellus feugiat, lectus ac aliquam molestie, leo lacus tincidunt turpis, vel aliquam quam odio et sapien. Mauris ante pede, auctor ac, suscipit quis, malesuada sed, nulla. Integer sit amet odio sit amet lectus luctus euismod. Donec et nulla. Sed quis orci.</p>												
Row D	D2	D3												
This is data	<table border="1"> <tr><td>Row A</td><td>A2</td><td>A3</td></tr> <tr><td>Row B</td><td>B2</td><td>B3</td></tr> <tr><td>Row C</td><td>C2</td><td> <p>Nulla felis erat, imperdiet eu, ullamcorper non, nonummy quis, elit. Suspendisse potenti. Ut a eros at ligula vehicula pretium. Maecenas feugiat pede vel risus. Nulla et lectus. Fusce eleifend neque sit amet erat. Integer consectetur nulla non orci. Morbi feugiat pulvinar dolor. Cras odio. Donec mattis, nisi id euismod auctor, neque metus pellentesque risus, at eleifend lacus sapien et risus. Phasellus metus. Phasellus feugiat, lectus ac aliquam molestie, leo lacus tincidunt turpis, vel aliquam quam odio et sapien. Mauris ante pede, auctor ac, suscipit quis, malesuada sed, nulla. Integer sit amet odio sit amet lectus luctus euismod. Donec et nulla. Sed quis orci.</p> </td></tr> <tr><td>Row D</td><td>D2</td><td>D3</td></tr> </table>	Row A	A2	A3	Row B	B2	B3	Row C	C2	<p>Nulla felis erat, imperdiet eu, ullamcorper non, nonummy quis, elit. Suspendisse potenti. Ut a eros at ligula vehicula pretium. Maecenas feugiat pede vel risus. Nulla et lectus. Fusce eleifend neque sit amet erat. Integer consectetur nulla non orci. Morbi feugiat pulvinar dolor. Cras odio. Donec mattis, nisi id euismod auctor, neque metus pellentesque risus, at eleifend lacus sapien et risus. Phasellus metus. Phasellus feugiat, lectus ac aliquam molestie, leo lacus tincidunt turpis, vel aliquam quam odio et sapien. Mauris ante pede, auctor ac, suscipit quis, malesuada sed, nulla. Integer sit amet odio sit amet lectus luctus euismod. Donec et nulla. Sed quis orci.</p>	Row D	D2	D3	This is data
Row A	A2	A3												
Row B	B2	B3												
Row C	C2	<p>Nulla felis erat, imperdiet eu, ullamcorper non, nonummy quis, elit. Suspendisse potenti. Ut a eros at ligula vehicula pretium. Maecenas feugiat pede vel risus. Nulla et lectus. Fusce eleifend neque sit amet erat. Integer consectetur nulla non orci. Morbi feugiat pulvinar dolor. Cras odio. Donec mattis, nisi id euismod auctor, neque metus pellentesque risus, at eleifend lacus sapien et risus. Phasellus metus. Phasellus feugiat, lectus ac aliquam molestie, leo lacus tincidunt turpis, vel aliquam quam odio et sapien. Mauris ante pede, auctor ac, suscipit quis, malesuada sed, nulla. Integer sit amet odio sit amet lectus luctus euismod. Donec et nulla. Sed quis orci.</p>												
Row D	D2	D3												
This is data	<table border="1"> <tr><td>Row A</td><td>A2</td><td>A3</td></tr> <tr><td>Row B</td><td>B2</td><td>B3</td></tr> <tr><td>Row C</td><td>C2</td><td> <p>Nulla felis erat, imperdiet eu, ullamcorper non, nonummy quis, elit. Suspendisse potenti. Ut a eros at ligula vehicula pretium. Maecenas feugiat pede vel risus. Nulla et lectus. Fusce eleifend neque sit amet erat. Integer consectetur nulla non orci. Morbi feugiat pulvinar dolor. Cras odio. Donec mattis, nisi id euismod auctor, neque metus pellentesque risus, at eleifend lacus sapien et risus. Phasellus metus. Phasellus feugiat, lectus ac aliquam molestie, leo lacus tincidunt turpis, vel aliquam quam odio et sapien. Mauris ante pede, auctor ac, suscipit quis, malesuada sed, nulla. Integer sit amet odio sit amet lectus luctus euismod. Donec et nulla. Sed quis orci.</p> </td></tr> <tr><td>Row D</td><td>D2</td><td>D3</td></tr> </table>	Row A	A2	A3	Row B	B2	B3	Row C	C2	<p>Nulla felis erat, imperdiet eu, ullamcorper non, nonummy quis, elit. Suspendisse potenti. Ut a eros at ligula vehicula pretium. Maecenas feugiat pede vel risus. Nulla et lectus. Fusce eleifend neque sit amet erat. Integer consectetur nulla non orci. Morbi feugiat pulvinar dolor. Cras odio. Donec mattis, nisi id euismod auctor, neque metus pellentesque risus, at eleifend lacus sapien et risus. Phasellus metus. Phasellus feugiat, lectus ac aliquam molestie, leo lacus tincidunt turpis, vel aliquam quam odio et sapien. Mauris ante pede, auctor ac, suscipit quis, malesuada sed, nulla. Integer sit amet odio sit amet lectus luctus euismod. Donec et nulla. Sed quis orci.</p>	Row D	D2	D3	This is data
Row A	A2	A3												
Row B	B2	B3												
Row C	C2	<p>Nulla felis erat, imperdiet eu, ullamcorper non, nonummy quis, elit. Suspendisse potenti. Ut a eros at ligula vehicula pretium. Maecenas feugiat pede vel risus. Nulla et lectus. Fusce eleifend neque sit amet erat. Integer consectetur nulla non orci. Morbi feugiat pulvinar dolor. Cras odio. Donec mattis, nisi id euismod auctor, neque metus pellentesque risus, at eleifend lacus sapien et risus. Phasellus metus. Phasellus feugiat, lectus ac aliquam molestie, leo lacus tincidunt turpis, vel aliquam quam odio et sapien. Mauris ante pede, auctor ac, suscipit quis, malesuada sed, nulla. Integer sit amet odio sit amet lectus luctus euismod. Donec et nulla. Sed quis orci.</p>												
Row D	D2	D3												
This is data	This is data	This is data												
This is data	This is data	This is data												
This is data	This is data	This is data												

Text before table

Row 1	This is data	Text before table		This is data																														
		<table border="1"> <tr><td>Row A</td><td>A2</td><td>A3</td><td>A4</td></tr> <tr><td>Row B</td><td>B2</td><td>B3</td><td>B4</td></tr> <tr><td>Row C</td><td>C2</td><td>C3</td><td>C4</td></tr> <tr><td>Row D</td><td>D2</td><td>D3</td><td>D4</td></tr> </table>		Row A	A2	A3	A4	Row B	B2	B3	B4	Row C	C2	C3	C4	Row D	D2	D3	D4															
Row A	A2	A3	A4																															
Row B	B2	B3	B4																															
Row C	C2	C3	C4																															
Row D	D2	D3	D4																															
		Text after table																																
Row 2	This is data	This is data		This is data																														
Row 3	<table border="1"> <tr> <td data-bbox="276 539 325 595">Row A</td> <td data-bbox="330 539 647 595">A2A3</td> <td data-bbox="652 539 707 595">A4</td> </tr> <tr> <td data-bbox="276 602 325 712">Row B</td> <td data-bbox="330 602 427 712">B2</td> <td data-bbox="432 602 707 712">  </td> <td data-bbox="652 602 707 712">B4</td> </tr> <tr> <td data-bbox="276 719 325 1234">Row C</td> <td data-bbox="330 719 647 1234">                 C2F1                  Nulla felis erat, imperdiet eu, ullamcorper non, nonummy quis, elit. Suspendisse potenti. Ut a eros at ligula vehicula pretium. Maecenas feugiat pede vel risus. Nulla et lectus. Fusce eleifend neque sit amet erat. Integer consetetur nulla non orci. Morbi feugiat pulvinar dolor. Cras odio. Donec et nulla. Sed quis orci.             </td> <td data-bbox="652 719 707 1234">                 F2C4                  G2             </td> </tr> <tr> <td data-bbox="276 1240 325 1303">Row D</td> <td data-bbox="330 1240 647 1303">D2D3</td> <td data-bbox="652 1240 707 1303">D4</td> </tr> </table>		Row A	A2A3	A4	Row B	B2		B4	Row C	C2F1 Nulla felis erat, imperdiet eu, ullamcorper non, nonummy quis, elit. Suspendisse potenti. Ut a eros at ligula vehicula pretium. Maecenas feugiat pede vel risus. Nulla et lectus. Fusce eleifend neque sit amet erat. Integer consetetur nulla non orci. Morbi feugiat pulvinar dolor. Cras odio. Donec et nulla. Sed quis orci.	F2C4 G2	Row D	D2D3	D4	<table border="1"> <tr><td>Row A</td><td>A2</td><td>A3</td><td>A4</td></tr> <tr><td>Row B</td><td>B2</td><td>B3</td><td>B4</td></tr> <tr><td>Row C</td><td>C2</td><td>C3</td><td>C4</td></tr> <tr><td>Row D</td><td>D2</td><td>D3</td><td>D4</td></tr> </table>		Row A	A2	A3	A4	Row B	B2	B3	B4	Row C	C2	C3	C4	Row D	D2	D3	D4	This is data
Row A	A2A3	A4																																
Row B	B2		B4																															
Row C	C2F1 Nulla felis erat, imperdiet eu, ullamcorper non, nonummy quis, elit. Suspendisse potenti. Ut a eros at ligula vehicula pretium. Maecenas feugiat pede vel risus. Nulla et lectus. Fusce eleifend neque sit amet erat. Integer consetetur nulla non orci. Morbi feugiat pulvinar dolor. Cras odio. Donec et nulla. Sed quis orci.	F2C4 G2																																
Row D	D2D3	D4																																
Row A	A2	A3	A4																															
Row B	B2	B3	B4																															
Row C	C2	C3	C4																															
Row D	D2	D3	D4																															
Row 4	This is data	<table border="1"> <tr> <td data-bbox="788 1332 837 1388">Row A</td> <td data-bbox="842 1332 1256 1388">A2A3</td> <td data-bbox="1260 1332 1300 1388">A4</td> </tr> <tr> <td data-bbox="788 1395 837 1505">Row B</td> <td data-bbox="842 1395 940 1505">B2</td> <td data-bbox="944 1395 1300 1505">  </td> <td data-bbox="1260 1395 1300 1505">B4</td> </tr> <tr> <td data-bbox="788 1512 837 1928">Row C</td> <td data-bbox="842 1512 1256 1928">                 C2F1                  Nulla felis erat, imperdiet eu, ullamcorper non, nonummy quis, elit. Suspendisse potenti. Ut a eros at ligula vehicula pretium. Maecenas feugiat pede vel risus. Nulla et lectus. Fusce eleifend neque sit amet erat. Integer consetetur nulla non orci. Morbi feugiat pulvinar dolor. Cras odio. Donec et nulla. Sed quis orci.             </td> <td data-bbox="1260 1512 1300 1928">                 F2C4                  G2             </td> </tr> <tr> <td data-bbox="788 1935 837 1998">Row D</td> <td data-bbox="842 1935 1256 1998">D2D3</td> <td data-bbox="1260 1935 1300 1998">D4</td> </tr> </table>		Row A	A2A3	A4	Row B	B2		B4	Row C	C2F1 Nulla felis erat, imperdiet eu, ullamcorper non, nonummy quis, elit. Suspendisse potenti. Ut a eros at ligula vehicula pretium. Maecenas feugiat pede vel risus. Nulla et lectus. Fusce eleifend neque sit amet erat. Integer consetetur nulla non orci. Morbi feugiat pulvinar dolor. Cras odio. Donec et nulla. Sed quis orci.	F2C4 G2	Row D	D2D3	D4	This is data																	
Row A	A2A3	A4																																
Row B	B2		B4																															
Row C	C2F1 Nulla felis erat, imperdiet eu, ullamcorper non, nonummy quis, elit. Suspendisse potenti. Ut a eros at ligula vehicula pretium. Maecenas feugiat pede vel risus. Nulla et lectus. Fusce eleifend neque sit amet erat. Integer consetetur nulla non orci. Morbi feugiat pulvinar dolor. Cras odio. Donec et nulla. Sed quis orci.	F2C4 G2																																
Row D	D2D3	D4																																

## Forms

### Textarea

Quisque viverra. Etiam id libero at magna pellentesque aliquet. Nulla sit amet ipsum id enim tempus dictum. Quisque viverra.  
Etiam id libero at magna pellentesque aliquet. Nulla sit amet ipsum id enim tempus dictum. Quisque viverra. Etiam id libero at magna pellentesque aliquet.  
Nulla sit amet ipsum id enim tempus dictum. Quisque viverra. Etiam id libero at

**Select**  followed by text

**Input Radio**  No  Keep  Choice

### Input Text

**Input Password**

- Checkboxes
- Not selected
- Disabled
- Selected



## Annotations

Praesent pharetra nulla in turpis. Sed ipsum nulla, sodales nec, vulputate in, scelerisque vitae, magna. Sed egestas justo nec ipsum. Nulla facilisi. Praesent sit amet pede quis metus aliquet vulputate. Donec luctus. Cras euismod tellus vel leo. Cras tellus. Fusce aliquet. Curabitur tincidunt viverra ligula. Fusce eget erat. Donec pede. Vestibulum id felis. Phasellus tincidunt ligula non pede. Morbi turpis. In vitae dui non erat placerat malesuada. Mauris adipiscing congue ante. Proin at erat. Aliquam mattis.

P: Nulla felis erat, imperdiet eu, ullamcorper non, nonummy quis, elit. Suspendisse potenti. Ut a eros at ligula vehicula pretium. Maecenas feugiat pede vel risus. Nulla et lectus. Fusce eleifend neque sit amet erat. Integer consectetuer nulla non orci. Morbi feugiat pulvinar dolor. Cras odio. Donec mattis, nisi id euismod auctor, neque metus pellentesque risus, at eleifend lacus sapien et risus. Phasellus metus. Phasellus feugiat, lectus ac aliquam molestie, leo lacus tincidunt turpis, vel aliquam quam odio et sapien. Mauris ante pede, auctor ac, suscipit quis, malesuada sed, nulla. Integer sit amet odio sit amet lectus luctus euismod. Donec et nulla. Sed quis orci.



## Full Images & Barcode

On the first and last page of this document, an image is reproduced full page size by placing it inside a DIV element with CSS "position:absolute". In all other situations, images are constrained to the width and height of the printable page (i.e. inside the margins). The image on the back page has CSS "opacity:0.5".

```
/* ALTERNATIVE PHP METHOD */
$mpdf->SetAlpha(0.5);
$mpdf->Image('clematis.jpg',0,0,210,297,'jpg','',true, false);
// the last "false" allows a full page picture
$mpdf->SetAlpha(1);
```

The back cover also has an ISBN barcode

```
/* ALTERNATIVE PHP METHOD */
$mpdf->writeBarcode('978-0-9542246-0-8', 1, 130, 230, 1,0, 3,3,4,4);
```

But next is inserted the Index, which can also be done like this:

```
/* ALTERNATIVE PHP METHOD */
$mpdf->AddPage('',NEXT-ODD','','','','','','','','','','','','','','-1,-1,-1,-1);
$mpdf->WriteHTML('<h2>Index<bookmark content="Index" /></h2>');
$mpdf->WriteHTML('<indexinsert cols="2" font="serif" div-font="sans-serif" links="on" />');
```



# Index

## A

Annotations 18

## B

Barcode 19

## F

Forms 17

## H

HTML Markup 1

Hyphenation 4

## I

Image

- full-size 19

## L

Lists 6

## T

Table

- automatic column width 10

- autosizing 11

- column span 10

- header rows 10

- lists inside 10

- nested 15

- rotated 13

- rotated text 14

- styles 8

Tables 8



ISBN 978-0-9542246-0-8



9 780954 224608 >